




25W Single Output Switching Power Supply

5397000021



- Features :
- Universal AC input / Full range
- Protections: Short circuit / Overload / Over voltage
- Cooling by free air convection
- LED indicator for power on
- 100% full load burn-in test
- All using 105°C long life electrolytic capacitors
- Withstand 300VAC surge input for 5 second
- High operating temperature up to 70°C
- Withstand 5G vibration test
- No load power consumption<0.5W
- High efficiency, long life and high reliability



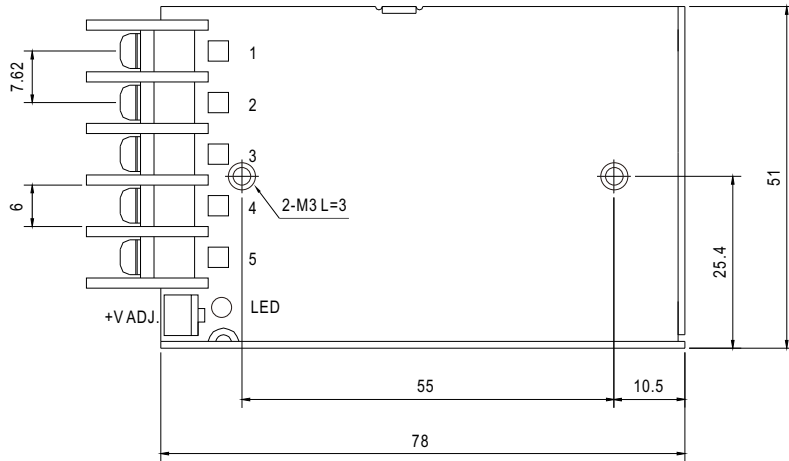
SPECIFICATION

MODEL				5397000021		
OUTPUT	DC VOLTAGE			12V		
	RATED CURRENT	6A	5A	2.1A		
	CURRENT RANGE	0 ~ 6A	0 ~ 5A	0 ~ 2.1A		
	RATED POWER	19.8W	25W	25.2W		
	RIPPLE & NOISE (max.) Note.2	80mVp-p	80mVp-p	120mVp-p		-
	VOLTAGE ADJ. RANGE	2.85 ~ 3.6V	4.75 ~ 5.5V	10.8 ~ 13.2V		
	VOLTAGE TOLERANCE Note.3	±3.0%	±2.0%	±1.0%		
	LINE REGULATION Note.4	±0.5%	±0.5%	±0.5%		
	LOAD REGULATION Note.5	±2.0%	±1.0%	±0.5%		
	SETUP, RISE TIME	1800ms, 23ms/230VAC 4000ms, 30ms/115VAC at full load				
HOLD UP TIME (Typ.)	80ms/230VAC 14ms/115VAC at full load					
INPUT	VOLTAGE RANGE	88 ~ 264VAC 125 ~ 373VDC (Withstand 300VAC surge for 5sec. Without damage)				
	FREQUENCY RANGE	47 ~ 63Hz				
	EFFICIENCY(Typ.)			81.5%		
	AC CURRENT (Typ.)	0.7A/115VAC 0.4A/230VAC				
	INRUSH CURRENT (Typ.)	COLD START 30A/230VAC				
	LEAKAGE CURRENT	<2mA / 240VAC				
PROTECTION	OVERLOAD	110 ~ 180% rated output power Protection type : Hiccup mode, recovers automatically after fault condition is removed				
	OVER VOLTAGE			13.8 ~ 16.2V		
		Protection type : Shut off o/p voltage, clamping by zener diode				
ENVIRONMENT	WORKING TEMP.	-20 ~ +70°C (Refer to "Derating Curve")				
	WORKING HUMIDITY	20 ~ 90% RH non-condensing				
	STORAGE TEMP., HUMIDITY	-40 ~ +85°C, 10 ~ 95% RH				
	TEMP. COEFFICIENT	±0.03%/°C (0 ~ 50°C)				
	VIBRATION	10 ~ 500Hz, 5G 10min./1cycle, period for 60min. each along X, Y, Z axes				
SAFETY & EMC (Note 6)	SAFETY STANDARDS	UL60950-1, TUV EN60950-1 approved				
	WITHSTAND VOLTAGE	I/P-O/P:3KVAC I/P-FG:2KVAC O/P-FG:0.5KVAC				
	ISOLATION RESISTANCE	I/P-O/P, I/P-FG, O/P-FG:100M Ohms / 500VDC / 25°C / 70% RH				
	EMC EMISSION	Compliance to EN55022 (CISPR22) Class B, EN61000-3-2,-3				
	EMC IMMUNITY	Compliance to EN61000-4-2,3,4,5,6,8,11, light industry level, criteria A				
OTHERS	MTBF	309.7Khrs min. MIL-HDBK-217F (25°C)				
	DIMENSION	78*51*28mm (L*W*H)				
	PACKING	0.2Kg; 60pcs/13Kg/0.46CUFT				
NOTE	1. All parameters NOT specially mentioned are measured at 230VAC input, rated load and 25°C of ambient temperature. 2. Ripple & noise are measured at 20MHz of bandwidth by using a 12" twisted pair-wire terminated with a 0.1uf & 47uf parallel capacitor. 3. Tolerance : includes set up tolerance, line regulation and load regulation. 4. Line regulation is measured from low line to high line at rated load. 5. Load regulation is measured from 0% to 100% rated load. 6. The power supply is considered a component which will be installed into a final equipment. All the EMC tests are been executed by mounting the unit on a 360mm*360mm metal plate with 1mm of thickness. The final equipment must be re-confirmed that it still meets EMC directives. For guidance on how to					

25W Single Output Switching Power Supply

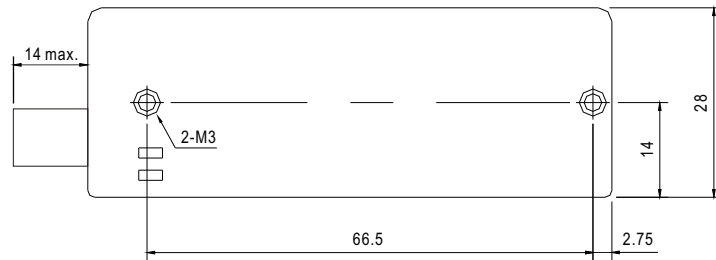
Mechanical Specification

Case No.931A Unit:mm



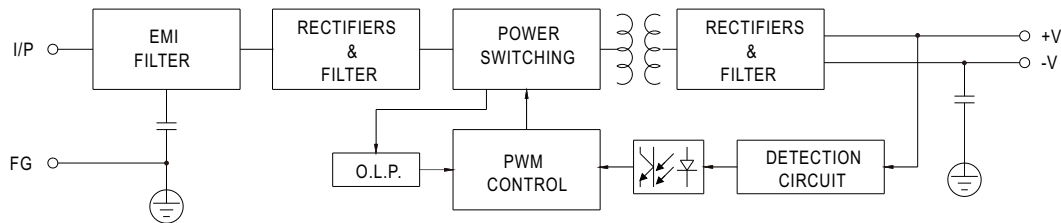
Terminal Pin No. Assignment

Pin No.	Assignment	Pin No.	Assignment
1	AC/L	4	DC OUTPUT -V
2	AC/N	5	DC OUTPUT +V
3	FG \perp		

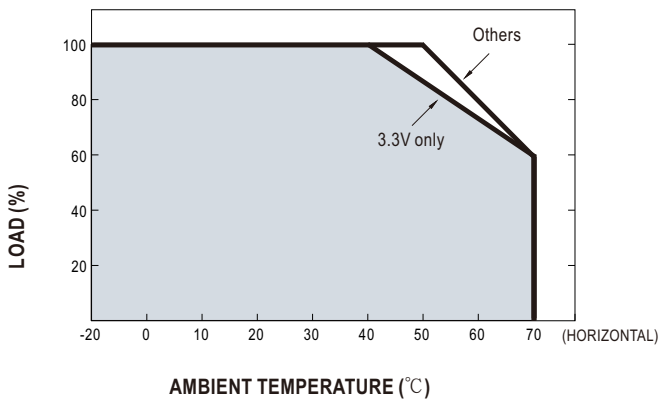


Block Diagram

fosc : 60KHz



Derating Curve



Output Derating VS Input Voltage

